

Pressure Measurement

Fittings

Accessories

1

Adapters

Overview

Adapters enable e.g. a transition from medium connections with NPT thread to shut-off valves to DIN 16270 ... 16272 or pipes in conjunction with a connection gland (e.g. 7MF9008).

Design

The connection pieces are made of X 6 CrNiMoTi 17 12 2, mat. No. 1.4571 and available in 3 versions

- Thread 1/4-18 NPT and connection shank G1/2 to DIN EN 837-1
- Thread 1/2-14 NPT and connection shank G1/2 to DIN EN 837-1
- Thread 1/2-14 NPT and thread 1/2-14 NPT

Selection and Ordering data

Article No.

Mounting collar

Max. operating pressure: 689 bar (10 000 psi),
Weight: 0.2 kg

with thread 1/4-18 NPT – G1/2

7MF9001-1AA

with thread 1/2-14 NPT – G1/2

7MF9001-1CA

with thread 1/2-14 NPT – 1/2-14 NPT

7MF9001-1DA

with thread 1/2-14 NPT – M20 x 1.5

7MF9001-1EA

with pipe union with ferrule 12 S,
max. operating pressure 630 bar (9 100 psi),
Ø 12 mm – 1/2-14 NPT

- 9 SMnPb 28, mat. No. 1.0718

7MF9008-1CA

- X 6 CrNiMoTi 17 122, mat. No. 1.4571

7MF9008-1CB

with pipe union with ferrule 14 S,
max. operating pressure 630 bar (9 100 psi),
Ø 14 mm – 1/2-14 NPT

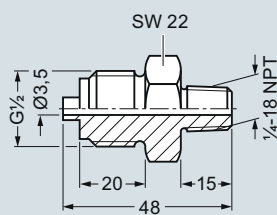
- 9 SMnPb 28, mat. No. 1.0718

7MF9008-1CC

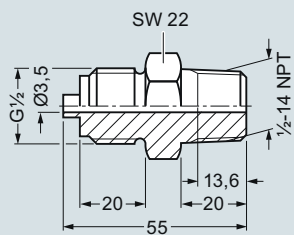
- X 6 CrNiMoTi 17 122, mat. No. 1.4571

7MF9008-1CD

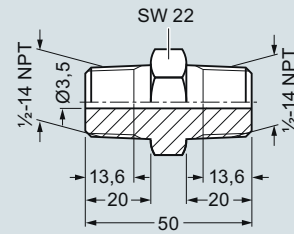
Dimensional drawings



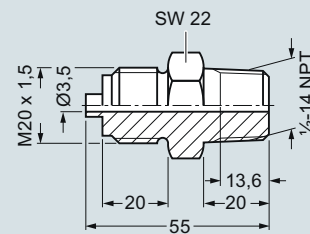
Connection piece with thread 1/4-18 NPT and connection shank G1/2 (7MF9001-1AA), dimensions in mm



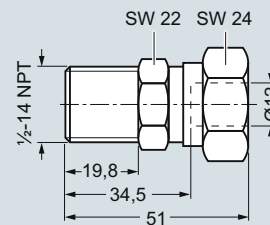
Connection piece with thread 1/2-14 NPT and connection shank G1/2 (7MF9001-1CA), dimensions in mm



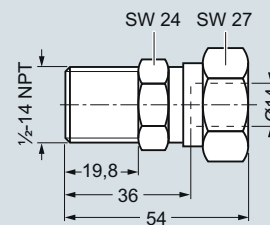
Connection piece with thread 1/2-14 NPT and thread 1/2-14 NPT (7MF9001-1DA), dimensions in mm



Connection piece with thread 1/2-14 NPT and connection shank M20 x 1.5 (7MF9001-1EA), dimensions in mm



Connection piece with pipe union with ferrule 12 S, Ø 12 mm and thread 1/2-14 NPT (7MF9008-1CA and -1CB), dimensions in mm



Connection piece with pipe union with ferrule 14 S, Ø 14 mm and thread 1/2-14 NPT (7MF9008-1CC and -1CD), dimensions in mm

Overview

Connection glands to connect medium or differential pressure lines to collars G $\frac{1}{2}$ to DIN EN 837-1

- For rated pressures up to PN 630 (9137psi)
- For oxygen only up to PN 250 (3626 psi)

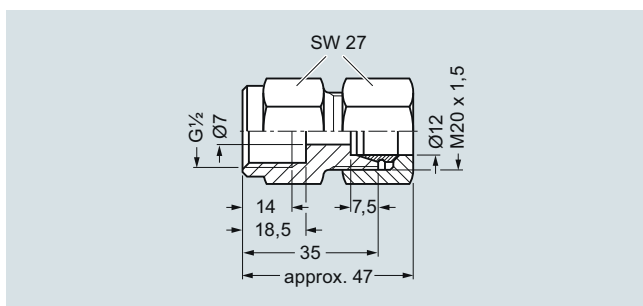
Selection and Ordering data

Article No.

**Connection screwed gland
for pipelines**

(weight 0.2 kg)

Material	Design	Article No.
11SMn30 (mat. No. 1.0715)	Standard	7MF9008-1GA
X 6 CrNiMoTi 17 12 2 (mat. No. 1.4571/316Ti)	Standard	7MF9008-1GB
X 6 CrNiMoTi 17 12 2 (mat. No. 1.4571/316Ti)	Grease-free	7MF9008-1GC

Dimensional drawings


Connection gland 7MF9008-1G., dimensions in mm