

Pressure Measurement

Fittings

Accessories

1

Connection parts G 1/2

Overview

Connection parts G $\frac{1}{2}$ for pressure gauges and shut-off fittings are available in 3 versions:

- Nipple connection
- Clamping sleeve
- Collar connection piece

Selection and Ordering data

Article No.

Adapters G $\frac{1}{2}$

for pressure gauges and shut-off fittings

Nipple connection

G $\frac{1}{2}$ to DIN 16284 (union nut with nipple and gasket); max. working pressure 400 bar (5802 psi); weight 0.1 kg; connection: G $\frac{1}{2}$ to DIN EN 837-1; Female thread G $\frac{1}{2}$

| Material | Mat. No. | |
|-----------|----------|---------------------|
| CuZn39Pb3 | CW 614N | M56340-A0001 |

| | | |
|-------------------------|--------|---------------------|
| Union nut 9 SMn 28 k | 1.0715 | M56340-A0002 |
| Nipple: RSt 37-2 | 1.0037 | |

| | | |
|---------------------------------|--------------|---------------------|
| Union nut X 8 CrNiS 18 9 | 1.4305 | M56340-A0003 |
| Nipple: X 6 CrNiMoTi 17 12 2 | 1.4571/316Ti | |

Nipple connection

M20 x 1.5 to DIN 16284 (union nut with nipple and gasket); max. working pressure 400 bar (5802 psi); weight 0.1 kg; connection: M20 x 1.5 to DIN EN 837-1; Female thread M20 x 1.5

| Material | Mat. No. | |
|-----------------------------|----------|---------------------|
| Union nut X 8 CrNiS 18 9 | 1.4305 | M56340-A0008 |

| | | |
|---------------------------------|--------------|--|
| Nipple: X 6 CrNiMoTi 17 12 2 | 1.4571/316Ti | |
|---------------------------------|--------------|--|

Clamping sleeve

G $\frac{1}{2}$ to DIN 16283; max. working pressure 400 bar (5802 psi); weight 0.1 kg; Connections: G $\frac{1}{2}$ to DIN EN 837-1; Female thread: G $\frac{1}{2}$ right-hand G $\frac{1}{2}$ left-hand

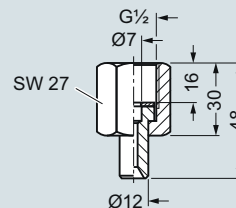
| Material | Mat. No. | |
|------------|----------|---------------------|
| CuZn39Pb3 | CW614N | M56340-A0004 |
| 9 SMn 28 k | 1.0715 | M56340-A0005 |

Collar-adapter

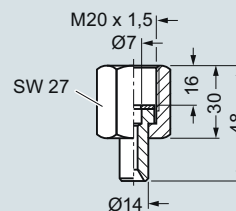
max. working pressure; weight 0.1 kg; Connections: G $\frac{1}{2}$ to DIN EN 837-1; Male thread: G $\frac{1}{2}$, G $\frac{1}{2}$

| Material | Mat. No. | |
|------------|----------|---------------------|
| CuZn39Pb3 | CW614N | M56340-A0006 |
| 9 SMn 28 k | 1.0715 | M56340-A0007 |

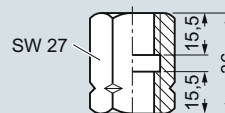
Dimensional drawings



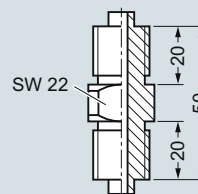
Nipple connection G $\frac{1}{2}$ (M56340-A0001 to -A0003), dimensions in mm



Nipple connection M20 x 1.5 (M56340-A0008), dimensions in mm



Clamping sleeve (M56340-A0004/-A0005), dimensions in mm



Collar connection piece (M56340-A0006/-A0007), dimensions in mm